

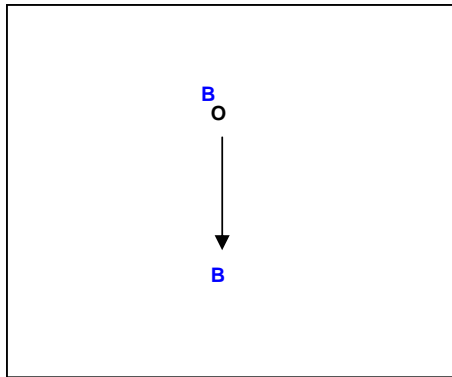
**Donated by DURHAM COUNTY FA COACHES ASSOCIATION**

<b>Name of Coach:</b>	David Cleary/Andy Brown
<b>Topic of Session:</b>	Pass & Receive & Creating Space

Path of Ball →	Path of Player - - - - - →
B - Blue Player	O - Ball
A - Attacker	D - Defender

**Warm Up**

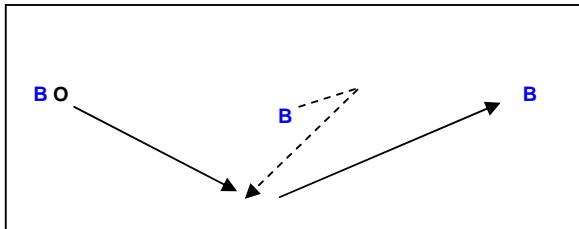
Set Up  
In two's  
1 Ball per group



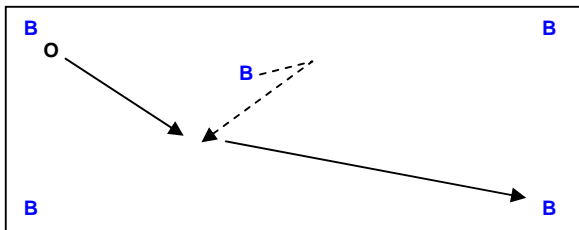
**Coaching Points**

1. Once ball has been passed the passer follows pass. Receiver takes the ball away
2. Once ball has been passed the passer goes left. The receiver follows partners movement with the ball
3. Once ball has been passed the passer moves away from partner. The receiver then brings the ball forward to follow partner.

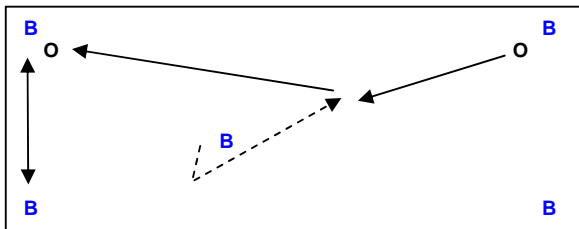
**Pass & Receive & Creating Space**



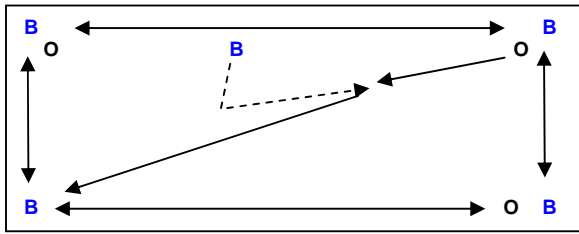
1. Control on back foot
2. Stay Open
3. Go away, change pace, back toward passer at an angle



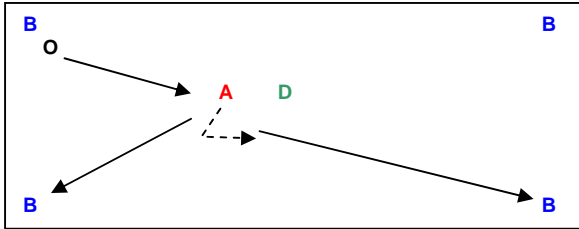
1. As above, get it give it
2. Go away, change pace, back toward passer at an angle
3. Add second ball
4. Keep spare ball moving



1. Keep spare ball moving as an individual or with other passer
2. Make sure man in the middle has their head up



1. 3 Balls
2. Communication
3. Passers on the outside can now pass either way
4. If no room for middle man to pass tell him (Man on)
5. If there is a spare man tell him (to turn)
6. Early, loud call



1. One ball, add defender
2. Turn if you can
3. If defender close lay ball off
4. Change of pace to lose defender
5. Use wall pass if you can